Piedmont Cancer Registry

City of Turin (906,874 inhabitants at 31.12.2011)

ALL SITES BUT SKIN CARCINOMA

COMMENTS:
After increasing in both sexes till the end of the last century, incidence stabilizes in women and decreases in men in the last years. Similar trends have been observed also in US, Great Britain and Nordic countries. On the other hand, crude rates are pushed up by the population ageing. For men, the effect of the prostate incidence trend (see specific table) has an overwhelming effect on the incidence trend for all sites. Mortality shows a slow but constant decreasing trend in both sexes, at present well below half the incidence. Survival is better in women than in men, due to the different case mixing, but improves over time in parallel way.

INCIDENCE Last Update: 2010-2012		MEN	WOMEN
	N° (average/annual)	3283	2887
RATES	Crude	756,9	607,4
	Age adj (EU27)	715,3	484,2
	Age adj (WORLD)	317,9	254,1

MORTALITY Last Update: 2010-2012		MEN	WOMEN
	N° (average/annual)	1610	1311
RATES	Crude	371,2	275,7
	Age adj (EU27)	355,5	198,3
	Age adj (WORLD)	131,2	82,1

SURVIVAL Last Update: 2008-2012 (f.u. 31/12/2015)	MEN	WOMEN
N° of cases	15172	13656
1 year observed	68,2%	75,0%
1 year relative	70,3%	76,4%
5 year observed	46,4%	55,7%
5 year relative	53,8%	61,2%
5 year standardized	56,0%	63,3%

SURVIVAL Complete data: 1985-2012 (f.u.31/12/2015)	MEN	WOMEN
N° of cases	76164	66726
5 year relative	46,3%	55,9%
10 year relative	39,5%	48,7%
15 year relative	37,0%	45,6%

5 year Age-std Relative Survival TRENDS (f.u. 31/12/2015)	MEN	WOMEN
1985-1988	38,8%	51,9%
1989-1992	37,4%	51,6%
1993-1996	41,0%	56,4%
1997-2000	47,1%	59,2%
2001-2004	50,7%	61,7%
2005-2008	54,6%	62,3%
2009-2012	56,4%	63,3%
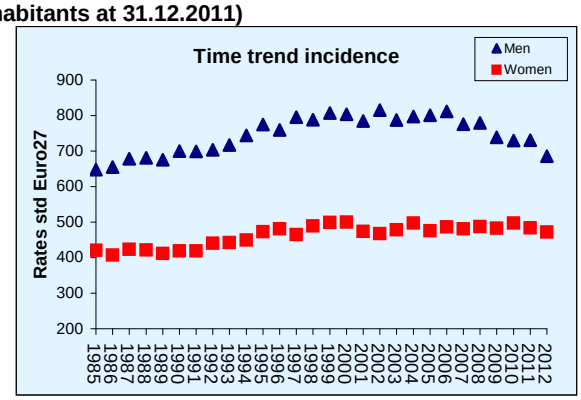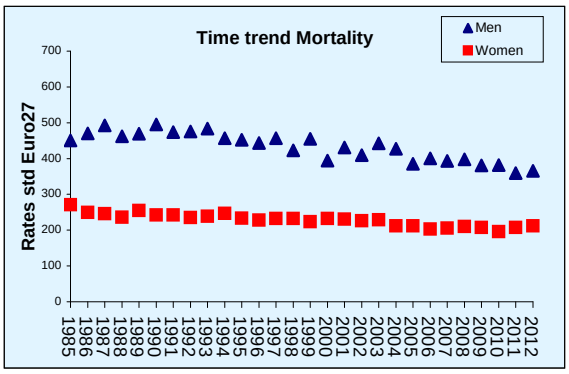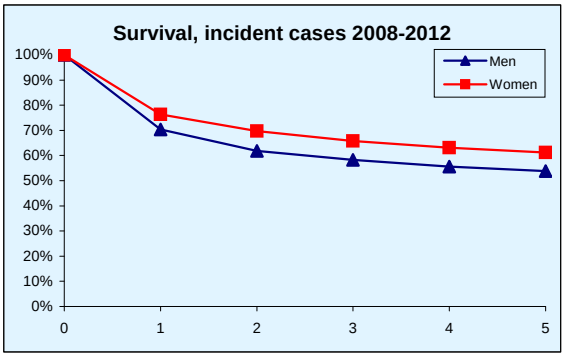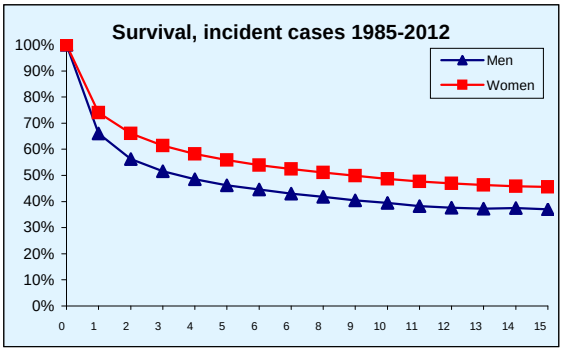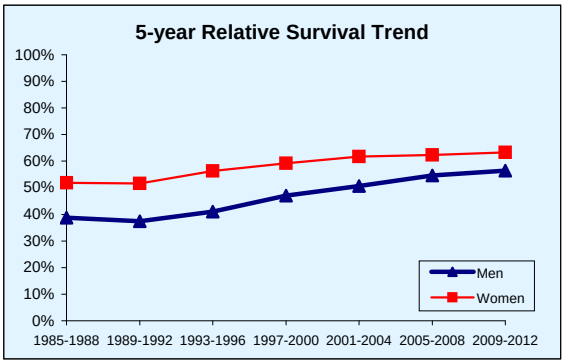
PREVALENCE 31/12/2012 N° of cases x 100.000	MEN	WOMEN
observed (since 1985)	5486,7	5549,8