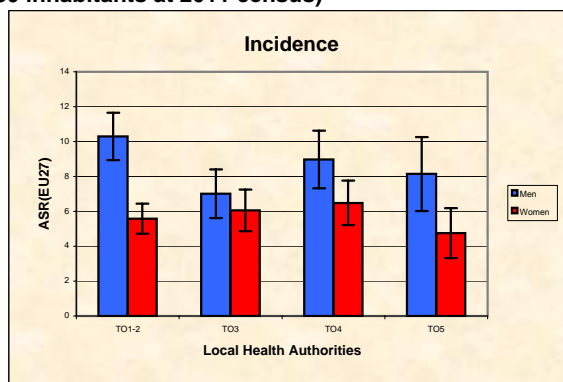


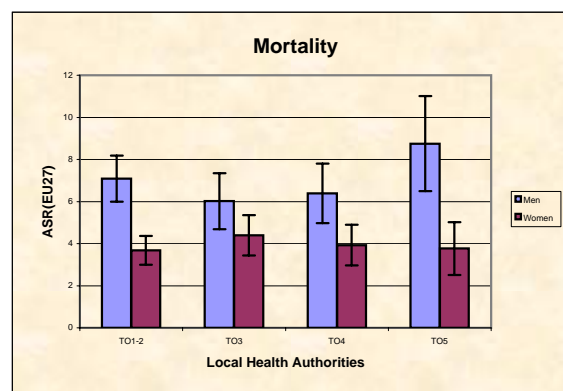
Piedmont Cancer Registry
Turin Metropolitan area (2-247-780 inhabitants at 2011 census)

MYELOID LEUKAEMIA - ICD-10: C 92

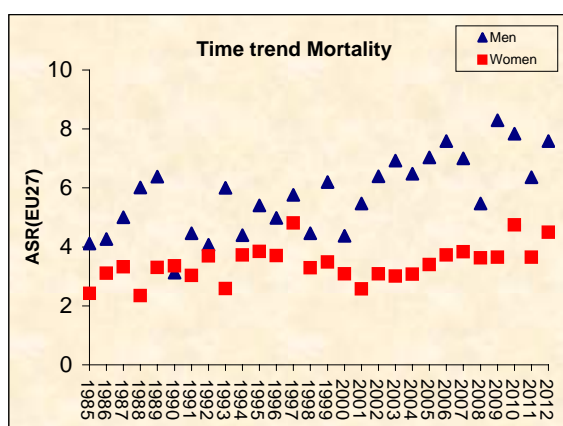
COMMENTS:
 Incidence and mortality are slightly increasing and urban areas showed an higher occurrence than rural areas. Survival is still poor.



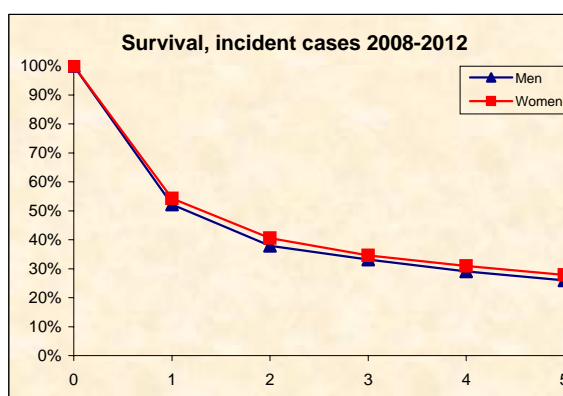
INCIDENCE Last Update: 2008-2012			
		MEN	WOMEN
RATES	N° (average/annual)	100	84
	Crude	8,5	7,1
	Age adj (EU27)	7,8	5,8
	Age adj (WORLD)	3,9	3,2
Sub-area comparisons			
Local Health Authorities (ASL)			
Age adj(EU27)	ASL TO1-2	10,3	5,6
	ASL TO3	7,0	6,1
	ASL TO4	9,0	6,5
	ASL TO5	8,1	4,8



MORTALITY Last Update: 2008-2012			
		MEN	WOMEN
RATES	N° (average/annual)	77	61
	Crude	6,5	5,2
	Age adj (EU27)	5,9	3,9
	Age adj (WORLD)	2,4	1,6
Sub-area comparisons			
Local Health Authorities (ASL)			
Age adj(EU27)	ASL TO1-2	7,1	3,7
	ASL TO3	6,0	4,4
	ASL TO4	6,4	3,9
	ASL TO5	8,8	3,8



SURVIVAL: 2008-2012 (f.u. 31/12/2015)		
	MEN	WOMEN
N° of cases	485	402
1 year observed	48,7%	51,4%
1 year relative	52,2%	54,2%
5 year observed	22,2%	25,5%
5 year relative	26,0%	27,8%
5 year standardized	28,5%	33,5%



PREVALENCE 31/12/2012		
N° of cases x 100.000		
	MEN	WOMEN
observed (2008-2012)	17,3	13,6
overall cohort estimation	39,1	32,1