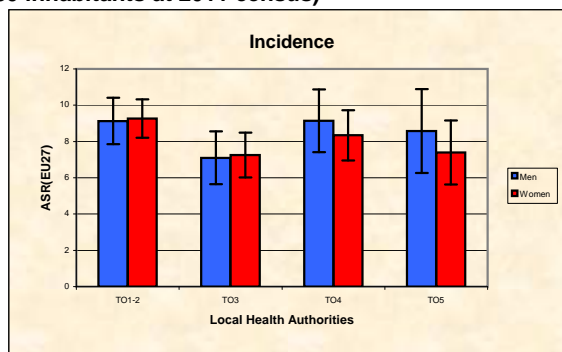
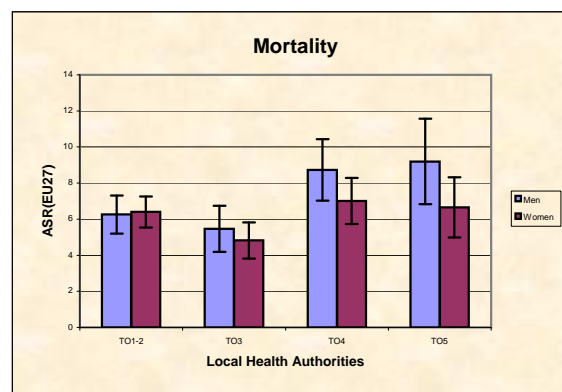


Piedmont Cancer Registry
Turin Metropolitan area (2-247-780 inhabitants at 2011 census)

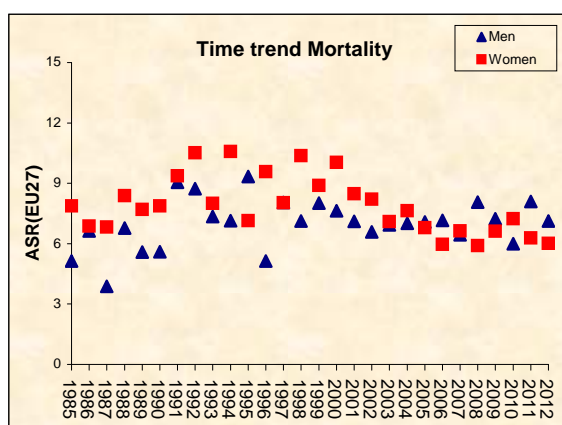
GALLBLADDER AND BILIARY TRACT - ICD-10: C 23-24	
COMMENTS:	
Cancers of gallbladder and biliary tract are uncommon but still with a rather poor prognosis. Both incidence and mortality are stable as well as prevalence. No significant differences are seen within the Turin area populations.	



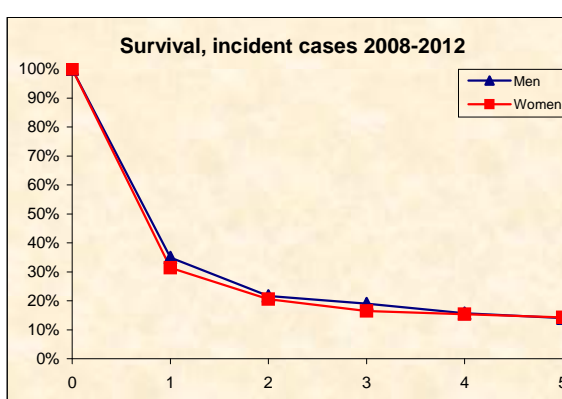
INCIDENCE Last Update: 2008-2012			
		MEN	WOMEN
N° (average/annual)		101	134
RATES	Crude	8,6	11,4
	Age adj (EU27)	7,8	8,6
	Age adj (WORLD)	2,9	3,2
Sub-area comparisons			
Local Health Authorities (ASL)			
Age adj (EU27)	ASL TO1-2	9,1	9,3
	ASL TO3	7,1	7,3
	ASL TO4	9,1	8,3
	ASL TO5	8,6	7,4



MORTALITY Last Update: 2008-2012			
		MEN	WOMEN
N° (average/annual)		76	98
RATES	Crude	6,5	8,4
	Age adj (EU27)	5,9	6,2
	Age adj (WORLD)	2,0	2,2
Sub-area comparisons			
Local Health Authorities (ASL)			
Age adj (EU27)	ASL TO1-2	6,3	6,4
	ASL TO3	5,5	4,8
	ASL TO4	8,7	7,0
	ASL TO5	9,2	6,7



SURVIVAL: 2008-2012 (f.u. 31/12/2015)		
	MEN	WOMEN
N° of cases	445	616
1 year observed	31,7%	28,5%
1 year relative	35,0%	31,4%
5 year observed	11,1%	11,8%
5 year relative	14,1%	14,3%
5 year standardized	17,2%	17,9%



PREVALENCE 31/12/2012		
N° of cases x 100.000		
	MEN	WOMEN
observed (2008-2012)	9,3	10,5
overall cohort estimation	16,2	18,6